

Age-Level Overview

	Open the Bible	Activate Faith
<p>Lower Elementary</p> <p>WORKSHOP FOCUS: I can help Jesus!</p> <p>A FISHY FIND: Kids color and decode a puzzle to find a hidden message.</p> <p>HANDY HELPERS: Kids play an active game that requires everyone's hands to complete tasks.</p>	<p>SPARK RESOURCES: Spark Story Bibles</p> <p>SUPPLIES: None</p>	<p>SPARK RESOURCES: None</p> <p>SUPPLIES: A Fishy Find Puzzle (page 45), crayons or markers, set of classroom or first aid items, boxes</p>
<p>Upper Elementary</p> <p>WORKSHOP FOCUS: Jesus was a miracle worker.</p> <p>MYRIAD OF MIRACLES: Kids find miracle stories in the Bible and create quiz questions for others in the class.</p> <p>IT WILL TAKE A MIRACLE: Kids play a game of fun, difficult-to-do tasks.</p>	<p>SPARK RESOURCES: Spark Bibles, Spark Bible Stickers</p> <p>SUPPLIES: Dinner rolls, baskets or plates</p>	<p>SPARK RESOURCES: Spark Bibles</p> <p>SUPPLIES: Pencils or pens; paper; bandana or other blindfold; bowls; rice or birdseed; small safety pins; timer or clock with second hand; brown paper grocery bags; common classroom, desk, and/or kitchen items that have an unusual shape (staple remover, binder clip, garlic press, zester, cork, laser pointer, etc.)</p>
<p>All Kids</p> <p>WORKSHOP FOCUS: Jesus teaches us to share.</p> <p>PUZZLING PIECES: Kids work as teams to solve fish-shaped puzzles with messages from the story.</p> <p>FEEDING RELAY: Kids work as teams in a relay, sharing responsibility to accomplish the goal of collecting bread and fish in a basket.</p>	<p>SPARK RESOURCES: Spark Story Bibles, Spark Bibles, Spark Bible Stickers</p> <p>SUPPLIES: None</p>	<p>SPARK RESOURCES: Spark Story Bibles</p> <p>SUPPLIES: Puzzling Pieces Templates (pages 47-51), scissors, Fish and Bread Templates (page 53), large baskets</p>



Visit www.sparksundayschool.org for more Spark content. Watch a short Lesson Prep Video that will prepare you and give you confidence to explore this Bible story with the kids you are leading. You will also find a downloadable Family Page for this rotation's story filled with ideas for families to use to explore this story and live out their faith at home.

Workshop Focus: I can help Jesus!

Keep these tips in mind as you welcome kids to the workshop and explore the story together.

- Each week, remember to welcome kids to the rotation. Keep in mind that for some kids, it may be the first time they are visiting your workshop!
- If kids have heard the story several times during previous weeks, read it again! Kids learn through repetition, and every workshop will explore the Bible story in a slightly different way.
- Remember that the Shepherds are there to support you as they accompany kids each week.
- Be sure to visit www.sparksundayschool.org to download the Family Page for this story. Make copies of it and ask Shepherds to distribute it during the Wrap Up.

Open the Bible (10 minutes)

Jesus Feeds 5,000 Storytelling

Today's story is about a boy (hold up one finger) **who shares his five loaves of bread** (hold up one hand with fingers extended) **and two fish** (hold up two fingers) **with 5,000 hungry people** (hold up both hands and open and close your fingers quickly several times). **Wow, that's so many people, I can't even do it! Do you think the boy could feed all those people with just five loaves of bread and two fish?** Accept answers. **You're right, probably not. But Jesus is also in our story. Let's see how many of those 5,000 people got to have something to eat! Open your Spark Story Bibles to page 426.** Read Jesus Feeds 5,000 out loud.

How many of those 5,000 hungry people got to eat? (5,000/all of them) **Can you believe it? All the people got to eat, and there was even food left over! How did the little boy do that?** (The boy didn't do that. Jesus did.) **That's right, Jesus fed the people, but the boy helped Jesus because he shared the food he had. We can help Jesus, too! Does anyone know how we help Jesus?** Accept answers, guiding kids to think of examples like these: *We help Jesus when we help each other, when we share, when we pray for others, etc.*

I know a song that will help us remember this story. Let's learn it!

Spark Resources
Spark Story Bibles

Supplies
None

Jesus Feeds 5,000

(Sing to the tune of “B-I-N-G-O”)

There was a picnic long ago
Where Jesus fed the people!

Refrain:

Five loaves and two fish
Five loaves and two fish
Five loaves and two fish
And Jesus fed the people!

He came ashore and found the crowd
Just waiting there to see him.

REFRAIN

He asked his friends to find some food
To feed the hungry people.

REFRAIN

He looked to God and said a prayer
Then fed 5,000 people!

REFRAIN

There was enough for all to eat—
Twelve baskets were left over!

REFRAIN

Great singing! This song will help us remember today’s story. I bet I might even catch you humming it as we’re playing our games today!

Activate Faith (25 minutes)

A Fishy Find

Set Up: Make enough copies of A Fishy Find Puzzle so there is at least one per kid. Set out crayons and/or markers.

Activity Instructions

Gather kids around a table. **We have only three different colors of crayons (markers) to use today. That’s kind of different, isn’t it? They are important colors, though, because they are going to help us solve a puzzle to find a hidden message.**

Spark Resources

None

Supplies

A Fishy Find Puzzle (page 45)
Red, green, and blue crayons
or markers, 1 of each color
per kid

1. Give a copy of A Fishy Find Puzzle to each kid. **Who can find a fish on the puzzle? Can you find a basket? And a piece of bread, too?** Allow time for all kids to find at least one of each symbol. **There is a word hiding in this puzzle, and you'll find it by coloring with these rules. If you see a fish in a space, color it red. If you see a basket in a space, color it green. If you see a piece of bread in a space, color it blue.** It may be helpful to give kids a hint that putting a dot of the appropriate color on the symbol first will help them make sure they use the correct color in each space when they're ready to color the page. **I wonder what word you'll find?**
2. Allow time for kids to color the puzzles.
3. When they finish, ask for a volunteer to tell you which word was hiding. **"Helper"—that's right! Why do you think the word *helper* was hidden in our puzzle today?** (*because the boy helped Jesus, we are Jesus' helpers*) **That's right, the boy helped Jesus, and we are Jesus' helpers, too! We used the red crayon to color the fish spaces so the word helper would be easy to see. We want to remember to be Jesus' helpers every day!**

Handy Helpers

Set Up: For each team, create an identical set of items and place it at a starting line. Items could include Spark Story Bibles, books, crayons/markers, paper, and any other classroom items that you have multiples of in your room. Or, instead of common classroom items, use first aid items (bandages, hand sanitizer, antibiotic packets, etc.) to create first aid kit to donate to charity.

Activity Instructions

I need your help on a project today, and I thought it would be more fun if we could make a game out of it! We're going to split into teams, and each team will have a stack of things to place in a box.

1. Divide kids into teams of three or four.
2. Direct the teams to line up in parallel lines with the first person of each team standing next to a stack of items and the last person standing next to the empty box.
3. **To move each item, you may only use your hands, not your feet. How do you think we could get this done?** Guide kids to determine that they could pass the items from one end of the line to the other.
4. **Wow, you figured that out really fast! To make it more fun, let's see which team can do this the fastest, but remember that we want all the items to be packed into the boxes neatly! When I say "Go!" you can start. Everybody ready? Go!**
5. If time allows you can have kids unpack the boxes and pack them again. **You were great helpers! All of you used your hands to work together to get the job done! You are great "handy helpers" for Jesus!**

Spark Resources

None

Supplies

Set of several classroom or first aid items, equal numbers of each item, 1 set per team
Boxes, 1 per team

Send (5 minutes)

Wrap Up

Remind the Shepherds to distribute the Family Page for this story if the kids haven't already received it, and come together for Wrap Up.

I had a lot of fun today. I hope you did, too! If time allows, sing "Jesus Feeds 5,000" from Open the Bible (page 32) to review the story.

Spark Resources

Family Pages



Supplies

Fish-shaped crackers, at least
1 per kid

Prayer Time

Before serving any food, always check with caregivers for kids with food allergies. Provide an alternative if necessary.

We're going to pray with a snack today. Please don't eat your snack until we're all done praying. Give each kid a fish-shaped cracker. **We are like the 5,000 people—we have a fish to eat. Let's make our fish swim along as we pray.** Hold your fish-shaped cracker and make it swim as you say the prayer aloud.

Dear Jesus,

You are amazing! Help us to remember to be like the boy in today's story and to be your helpers every day. Thank you for giving us food to eat and for loving us. Amen.

Workshop Focus: Jesus was a miracle worker.

Keep these tips in mind as you welcome kids to the workshop and explore the story together.

- Each week, remember to welcome kids to the rotation. Keep in mind that for some kids, it may be the first time they are visiting your workshop!
- If kids have heard the story several times during previous weeks, read it again! Kids learn through repetition, and every workshop will explore the Bible story in a slightly different way.
- Remember that the Shepherds are there to support you as they accompany kids each week.
- Be sure to visit www.sparksondayschool.org to download the Family Page for this story. Make copies of it and ask Shepherds to distribute it during the Wrap Up.

Open the Bible (10 minutes)

Jesus Feeds 5,000 Storytelling

Set Up: Place one dinner roll per 5 kids in a basket or on a plate.

Activity Instructions

Before serving any food, always check with caregivers for kids with food allergies. Provide an alternative if necessary.

Gather kids in a circle. **Since there were lots of hungry people in today's story, I thought we should have a snack while we read it.** Hold up the dinner rolls. **I'll pass these around, and you can each have some.** Invite kids to open their Spark Bibles to John 6:1-14, page 1178, and follow along as you read out loud. As you read, watch as kids pass and share the dinner rolls to make sure they have figured out that they should tear off a piece so there is enough for everyone.

Wow, imagine that! With just five loaves of bread and two fish, Jesus was able to make sure that 5,000 people were fed! Does anyone know what that kind of event might be called? (a miracle) That's right, a miracle! Accept kids' answers to the following questions. **How would you have felt if you were the boy in this story? A disciple? One of the hungry people?** Invite kids to choose a Spark Bible Sticker to place in the margin by the passage. **Even though there weren't enough**

Spark Resources

Spark Bibles
Spark Bible Stickers

Supplies

Dinner rolls
Baskets or plates

dinner rolls for each of you to have a whole one, you figured out how to make them last so everyone could have something to eat. In the story, Jesus made a small amount of food into enough to feed 5,000 people! Jesus was a miracle worker.

Activate Faith (25 minutes)

Myriad of Miracles

Make sure kids have Spark Bibles, and pass out the pens/pencils and paper.

Spark Resources

Spark Bibles

Feeding 5,000 followers wasn't the only miracle that Jesus performed. What are some other miracles that you know about? (*wedding at Cana, healing the centurion's servant, raising Lazarus from the dead, etc.*) **Let's see what we know about those other miracles.**

Supplies

Pens or pencils

Paper

Miracle story suggestions:

Jesus calms a storm (Matthew 8:23-27)

Jesus walks on water (Matthew 14:22-33)

Jesus heals the centurion's servant (Matthew 8:5-13)

Jesus heals two blind men (Matthew 20:29-34)

Wedding at Cana (John 2:1-11)

Pool of Siloam (John 9:1-11)

Bartimaeus sees (Mark 10:46-52)

Divide kids into pairs or small groups. Ask each group to choose a miracle to explore or assign each group a miracle from those listed above. **Each group is going to read about their miracle and come up with three questions to ask the rest of the class. The questions can be true/false or multiple choice. As you're reading about your miracles, see if you can come up with interesting or surprising facts or information to use in your questions. Multiple-choice questions can contain a silly answer or two, but you must have the correct answer as one of the options. If you like, you can provide more than one correct answer for a multiple-choice question. (Just remember that you'll need to add an answer that includes both of them, like "both A and D.")**

Give kids time to read about their miracles and write their questions. Make sure you allow enough time for each group to pose their questions to the class. After each group has presented their questions, ask the following questions and allow all reasonable responses. **What was your favorite miracle story? What was the most surprising fact or thing you learned today? How would you have felt if you were at the wedding/were healed by Jesus/were one of the 5,000 fed from the loaves and fish?**

You did a great job of researching Jesus' miracles and coming up with questions for the class. Jesus really is an amazing miracle worker!

It Will Take a Miracle

Set Up:

- Set up a game station for each group of 5-6 kids. Each station should include a blindfold and a bowl with about 2 cups (.5 l) of dry rice or birdseed with 10-12 safety pins mixed into the rice or birdseed so they can't be seen.
- Place one different common item into each grocery bag, folding the top of each bag so kids can't see what's inside.

Activity Instructions

Sometimes I hear people say, "That's a miracle!" when someone accomplishes something difficult. Let's see if we can accomplish some difficult—but fun—tasks in our games today.

1. Divide kids into groups of 5-6.
2. Give each group a blindfold, a bowl of rice/birdseed, and small safety pins. **In this bowl, there are [state number of] safety pins. Each of you will get a chance to try to find them all, but there is a catch or two—you'll be blindfolded, and you'll only have one minute to find them!**
3. Ask each group to choose a volunteer to go first. **Wait until I say "Go!" Ready? Go!**
4. After one minute, yell "Stop!" Ask kids to shout out how many pins they found.
5. Direct kids to mix their pins back into the rice/birdseed. Repeat until all kids have had a chance to find the safety pins.
6. Gather kids in a circle on the floor. **I have some bags with mystery items in them. Your job will be to put your hand in the bag and describe what you have without saying its name so that the other kids can guess what is in your bag. Who would like to start?**
7. Give the volunteer a bag, remind him or her to not peek, and have him or her describe the item inside—by feel alone—to the others. If at the end of a couple of minutes the other kids haven't guessed what it is, instruct the describer to take it out of the bag and show the others. Ask for a new volunteer and continue until all the items in different bags have been guessed.
8. **These were fun games today, but they were kind of tricky. What did you find difficult about them?** Allow answers. **You may have done some difficult tasks in those games, but did you do any miracles? (No) Who can do miracles? (Jesus, God) You did accomplish difficult tasks in our games today, but Jesus is a miracle worker!**

Spark Resources

None

Supplies

Bandana or other blindfold
Bowls
Rice or birdseed
Small safety pins
Timer or clock with second hand
Brown paper grocery bags
Common classroom, desk, and/or kitchen items that have an unusual shape (staple remover, binder clip, garlic press, zester, cork, laser pointer, etc.)

Send (5 minutes)

Wrap Up

Remind the Shepherds to distribute the Family Page for this story if the kids haven't already received it, and come together for Wrap Up.

I had a lot of fun today, and I hope you did, too! I also learned some things from you that I didn't know about miracles. How about you? Allow answers.
Remember those things because you'll have a chance to add them to our prayer.

Spark Resources

Family Pages



Supplies

None

Prayer Time

Jesus,

Thank you for the miracles you perform, especially [invite kids to insert what they learned about miracles here]. **You truly are a miracle worker!**

Amen.

Workshop Focus: Jesus teaches us to share.

Keep these tips in mind as you welcome kids to the workshop and explore the story together.

- Each week, remember to welcome kids to the rotation. Keep in mind that for some kids, it may be the first time they are visiting your workshop!
- If kids have heard the story several times during previous weeks, read it again! Kids learn through repetition, and every workshop will explore the Bible story in a slightly different way.
- Remember that the Shepherds are there to support you as they accompany kids each week.
- Be sure to visit www.sparksondayschool.org to download the Family Page for this story. Make copies of it and ask Shepherds to distribute it during the Wrap Up.

Open the Bible (10 minutes)

Jesus Feeds 5,000 Storytelling

Our story—Jesus Feeds 5,000—is about sharing. Divide kids into pairs, matching an older kid and a younger kid together. Pass out Spark Story Bibles and Spark Bibles. Invite older kids to find John 6:1-14 on page 1178 in their Spark Bibles, and assist younger kids in finding Jesus Feeds 5,000 on page 426 in their Spark Story Bibles. **Since there is a boy in this story who shares with others, we're going to share in reading it! As we go around the room, one person from each pair will read one line of the story from the Spark Story Bible. Older kids, please help your partners if they need it. Who would like to start?** Go around the room clockwise until the story has been read in its entirety.

This is an amazing story, isn't it? Five thousand people were fed with just five loaves of bread and two fish! How did that happen? (*A boy shared his food. Jesus called on God. It was a miracle.*) **That boy was like you—just a kid—but because the boy shared, Jesus was able to make sure everyone had enough food to eat. We can be like that boy, sharing to help Jesus!**

Invite younger kids to help older kids choose a Spark Bible Sticker to place in the margin by the story in their Spark Bibles.

Spark Resources

Spark Story Bibles
Spark Bibles
Spark Bible Stickers

Supplies

None

Activate Faith (25 minutes)

Puzzling Pieces

Set Up: Make copies of Puzzling Pieces Templates from pages 47-51, 1 for every two kids. Cut out the fish that have words on them, keeping the pieces of each puzzle set together for each pair of kids.

Activity Instructions

Today, we have some puzzles. I have a puzzle for you and your partner to solve.

Give a set of puzzles to each pair. **All the pieces are the same shape and color.**

Your job is to put them into sentences and then put the sentences in the order of the story. You can use your Spark Story Bibles if you need help. Allow time for all kids to put the puzzle pieces in order, encouraging and making sure the older kids include the younger kids in finding the solution.

Great job! Is there a pair that would like to read their solution out loud to the rest of the group? Allow time for kids to share.

If you have some extra class time, create additional puzzles yourself, or give kids a set of blank fish and invite them to create a puzzle for other kids to solve.

Spark Resources

Spark Story Bibles

Supplies

Puzzling Pieces Templates
(pages 47-51)

Scissors

Feeding Relay

Set Up: Make a copy of the Fish and Bread Templates from page 53 for each team of 3-4 kids and cut out. (You may wish to use a different color for each team). Hide the fish and bread in various places throughout the room for the kids to find. Gather up enough baskets for the class.

Activity Instructions

Divide kids into groups of 3-4 kids, then give a basket to each team. **Each team has a basket, but they're all empty! You need to fill your team's basket with some food. How many loaves of bread did the boy in our story have? (five) And how many fish did he have? (two) Somewhere in this room, there are five pieces of bread and two fish for each team. Each has something written on it. Your goal is to be the first team to fill your basket. Here are the rules:**

1. **Your team must travel together with arms linked at all times!**
2. **The first person in the group is the only one who can touch the fish and the pieces of bread.**
3. **The last person in the group will carry the basket.**
4. **You may collect only five pieces of bread and two fish. If you find one that you don't need (or isn't yours, if you are using different colors), please put it back where it was so another team can find it. You won't want to tell them where it is, though, since this is a race!**
5. **The first team to come to me and tell me the message on the fish and loaves will win the relay. Any questions? Go!**

Spark Resources

None

Supplies

Fish and Bread Templates
(page 53), 1 per team

Scissors

Baskets, 1 per team

Send (5 minutes)

Wrap Up

Remind the Shepherds to distribute the Family Page for this story if the kids haven't already received it, and come together for Wrap Up.

I'm glad you were here for games today! I had a lot fun and I learned a lot about sharing. I hope you did, too! Let's gather in a circle for a closing blessing.

Spark Resources

Family Pages



Supplies

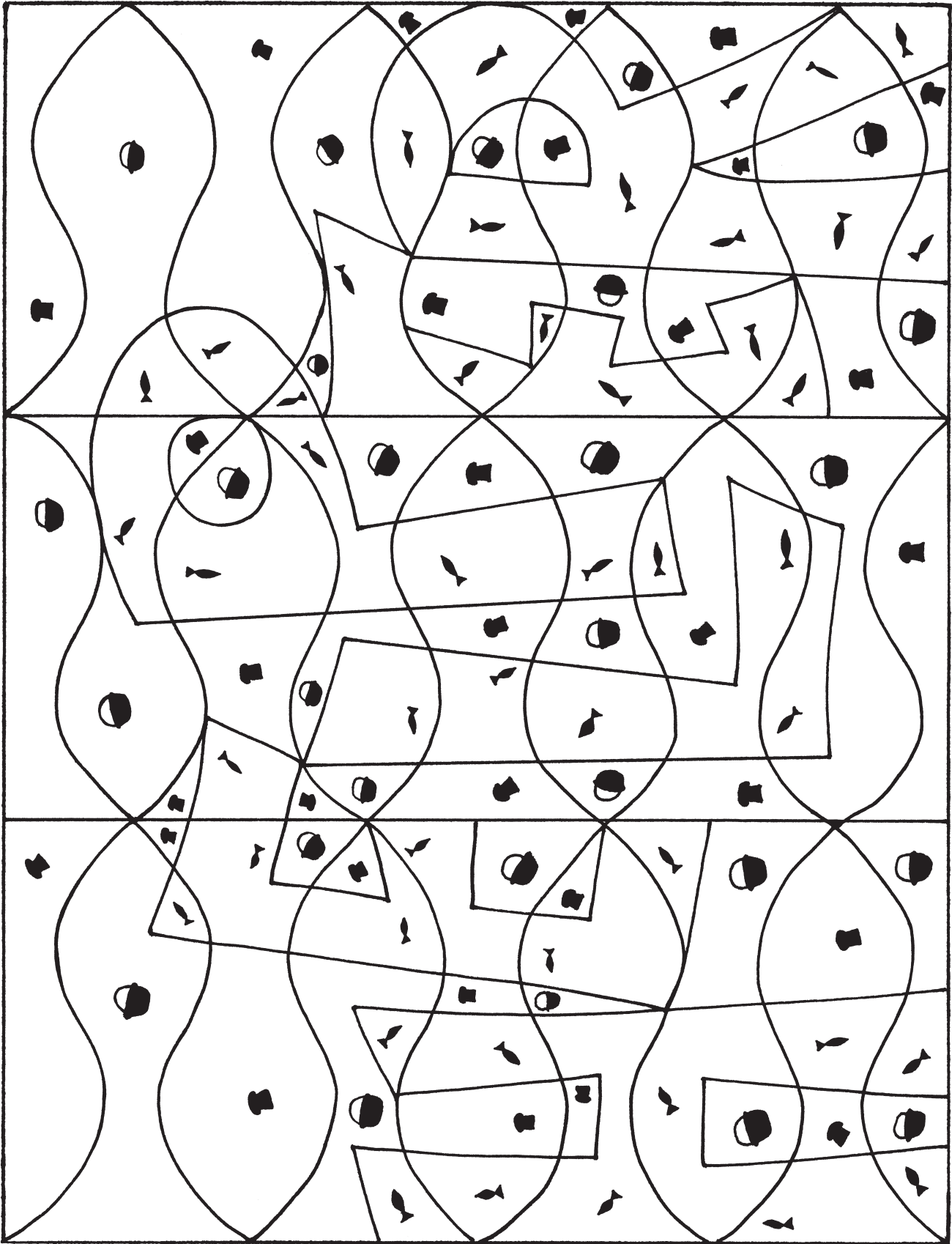
Crackers or small pieces of bread

Prayer Time





Before serving any food, always check with caregivers for kids with food allergies. Provide an alternative if necessary.

Before we leave today, we are going to share a blessing snack with one another. I'm going to give you a [cracker or a small piece of bread], but please don't eat it! You're going to share it with someone else, and you'll give him or her a blessing as you do that. Pass out a cracker or a small piece of bread to each kid. **I'm going to start. I'll give my bread to [kid's name]. As I do, I will give him/her this blessing: "[Kid's name], you are a child of God. Go and share." Then, [kid's name] will turn to the person on his/her left, share his/her cracker or bread, and say the same blessing.** Go around the circle until all kids have shared their bread and have been blessed.



A Fishy Find Puzzle





Puzzling Pieces Templates





Puzzling Pieces Templates







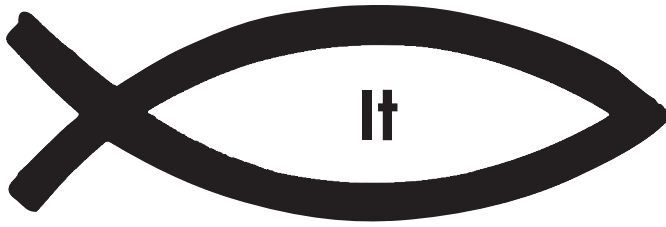
Puzzling Pieces Templates



Puzzling Pieces Templates



Puzzling Pieces Templates



Fish and Bread Templates

